

NICE WIDE

THE BARRIER GATE OPERATOR SYSTEM
EASY TO INSTALL, SAFE TO USE
AND SIMPLE TO MANAGE.



NICE WIDE, SOLID AND ESSENTIAL



EASY TO INSTALL

Large front door for quick and easy access.
The bar can be assembled either on the right or left.
Easily removable reinforced gear motor support.




VANDAL-PROOF SAFETY

Photocells integrated inside the barrier body,
minimum visual impact and maximum protection.



PRACTICAL TO MAINTAIN

The built-in control unit can be removed to
simplify wiring and maintenance. A backup
battery installed inside the control unit
prevents blackout problems.



COMFORTABLE AND INTUITIVE RELEASE

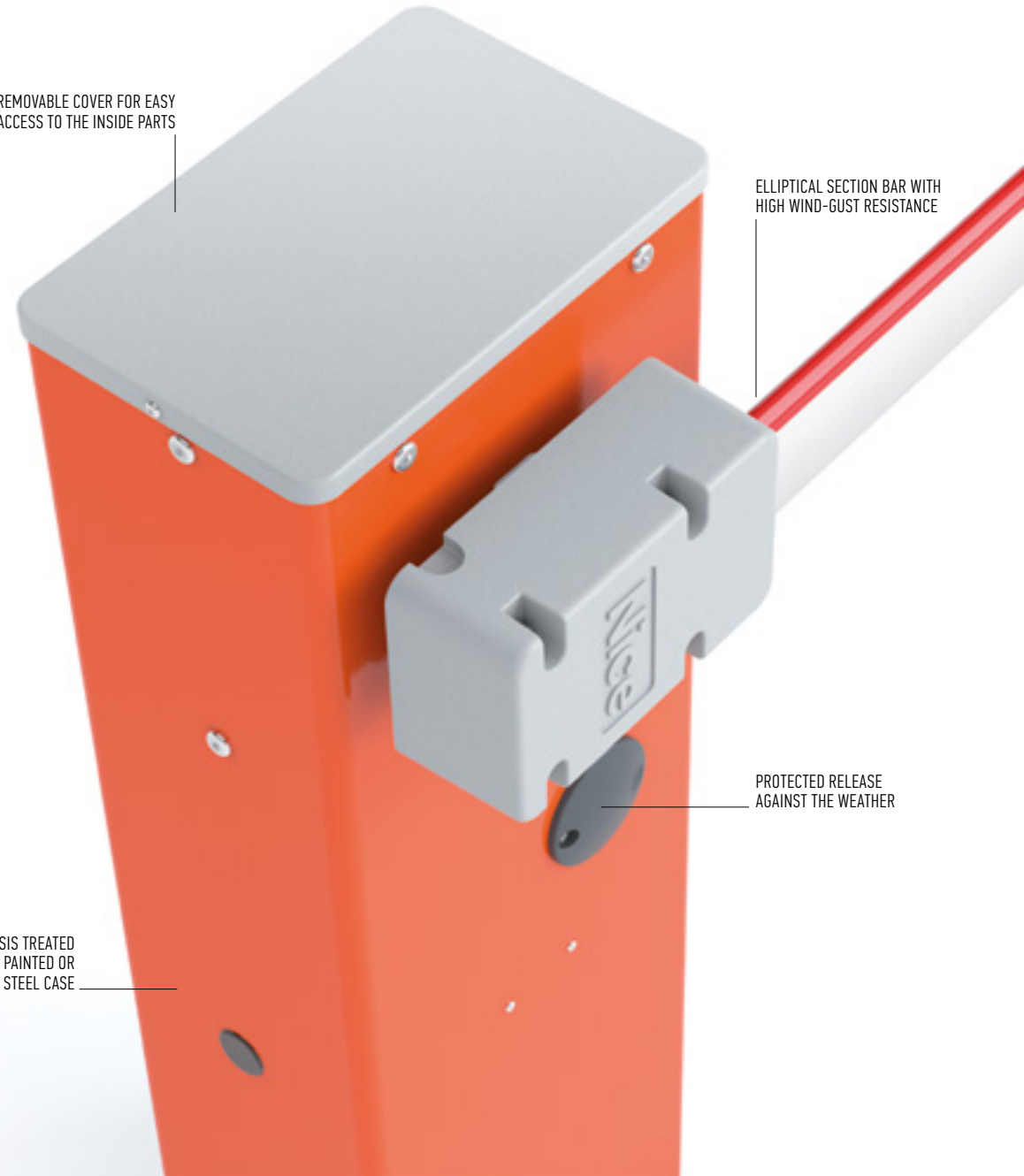
Easy release of barrier system thanks to
a triangular key.

REMOVABLE COVER FOR EASY
ACCESS TO THE INSIDE PARTS

ELLIPTICAL SECTION BAR WITH
HIGH WIND-GUST RESISTANCE

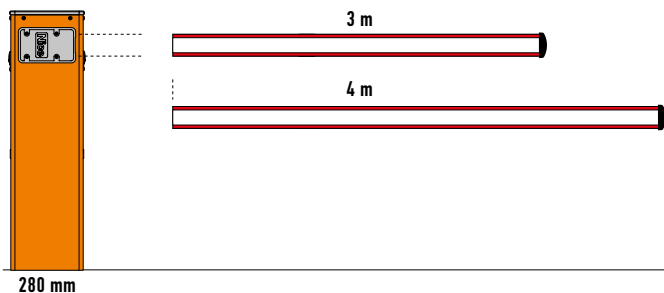
PROTECTED RELEASE
AGAINST THE WEATHER

CATAPHORESIS TREATED
AND PAINTED OR
STAINLESS STEEL CASE



SELECTION GUIDE, BARS AND ACCESSORIES

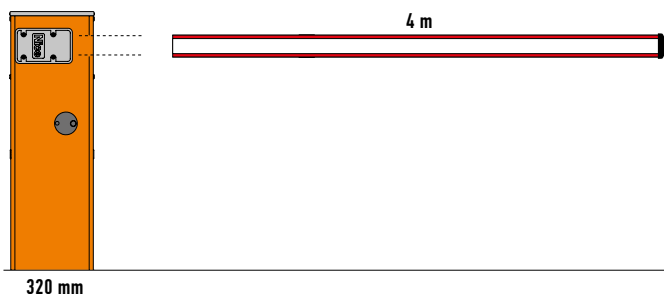
Bars and accessories are not included in the gear motor's code.



WIDE S

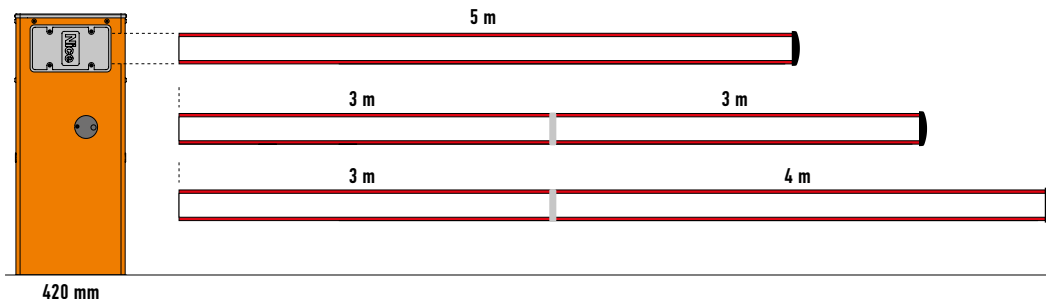
- With 3 m bar
Can be fitted with:
protective rubber trim,
indicator lights,
pivot joint,
rack (1 pc)

- With 4 m bar
Can be fitted with:
protective rubber trim,
indicator lights,
pivot joint,



WIDE M

- With 4 m bar
Can be fitted with:
protective rubber trim,
indicator lights
pivot joint,
joint for bar, rack (2 pcs)
mobile stand



WIDE L

- With 5 m bar
Can be fitted with:
protective rubber trim,
indicator lights,
rack (2 pcs),
mobile stand

- With 6 m bar (3+3 m)*
Can be fitted with:
protective rubber trim,
indicator lights,
rack (2 pcs),
mobile stand

- With 7 m bar (3+4 m)*
Can be fitted with:
protective rubber trim,
indicator lights

*Use the **XBA9** joint to assemble bars

WIDE

24V

Electromechanical road barrier system for control of road access.

24 Vdc gear motor, with built-in control unit, adjustable speed and anti-crush safety function.

Two types of case available, galvanized steel or stainless steel (AISI 304) in **three sizes from 3 to 7 metres long**.

More comfort and safety in programming and maintenance

The same built-in control unit is used on all versions, and is installed in the bottom part of the barrier body. Large front door for quick and easy access. Easily-removable reinforced gear motor support.

Maximum anti-crush safety

when both opening and closing; barrier body supports on the inside for minimum visual impact.

Electronically-adjustable speed from 3.5" (Wide M) to 5" (Wide L) for fast opening.

Sturdiness, reliability and easy installation

Elliptical section bar for lighter weight and higher wind-gust resistance; special profile for fast assembly of the accessories.

Optional pivot joint to protect the barrier in the event of collision.

The bar can be assembled either on the right or left.

Easy to balance, thanks to practical spring tension adjustment.

No blackouts: operation is guaranteed in the event of power outages by the PS234 backup battery installed inside the control unit.

Release with triangular key protected against the weather.



IN ORDER TO HAVE A FULLY FUNCTIONAL BARRIER GATE OPERATOR SYSTEM:

1. CHOOSE THE GEAR MOTOR

2. SELECT THE BAR

3. COMPLETE THE SYSTEM WITH THE OPTIONAL ACCESSORIES

WITH BAR UP TO 4 m, IRREVERSIBLE 230 Vac, 24 Vdc MOTOR, WITH FOUNDATION PLATE:

CODE	DESCRIPTION
WIDES	WITH PAINTED GALVANISED STEEL CASE
WIDESI	WITH STAINLESS STEEL CASE
WIDEM	WITH PAINTED GALVANISED STEEL CASE
WIDEMI	WITH STAINLESS STEEL CASE

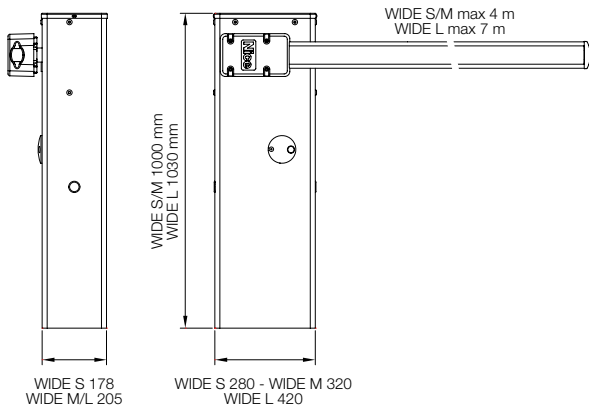
WITH BAR UP TO 7 m, IRREVERSIBLE 230 Vac, 24 Vdc MOTOR, WITH FOUNDATION PLATE:

CODE	DESCRIPTION
WIDEL	WITH PAINTED GALVANISED STEEL CASE
WIDELI	WITH STAINLESS STEEL CASE

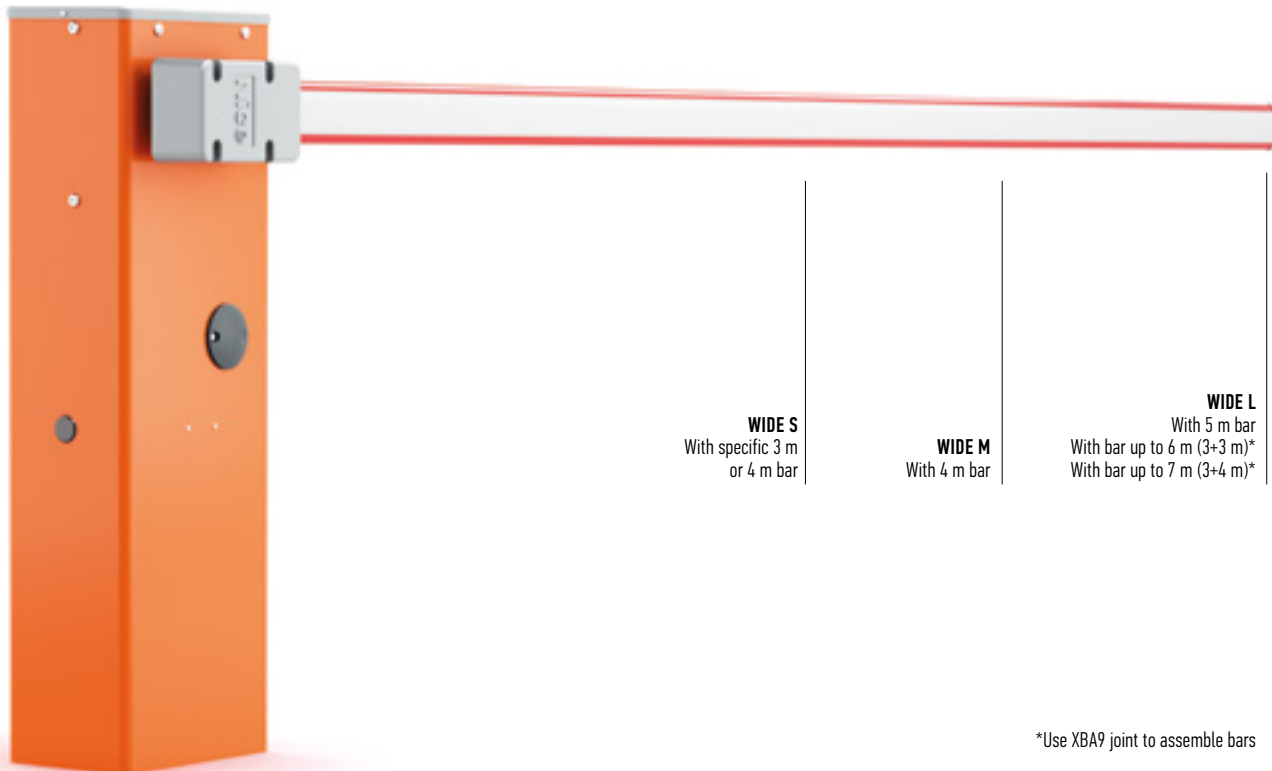
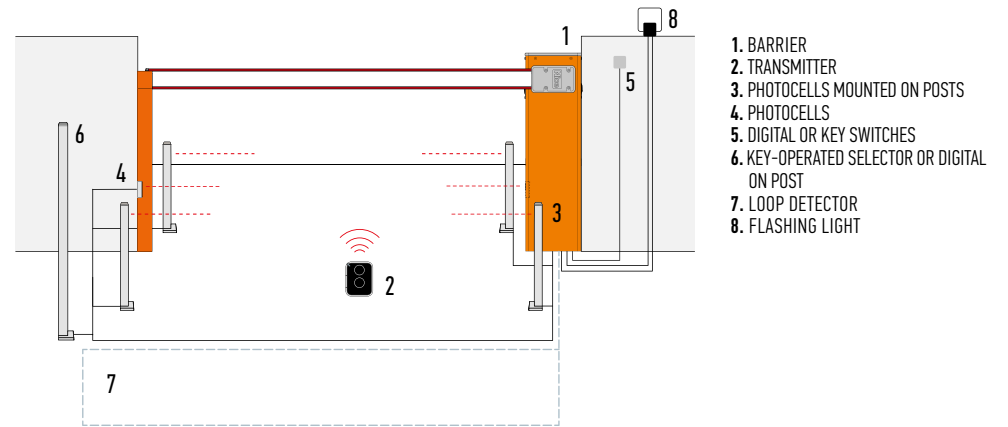
TECHNICAL SPECIFICATIONS

CODE	WIDES - WIDESI	WIDEM - WIDEMI	WIDEL - WIDELI
ELECTRICAL DATA			
POWER SUPPLY (Vac 50/60 Hz)	230		
ABSORPTION (A)	1	1,1	0,6
POWER (W)	300		360
PERFORMANCE DATA			
SPEED (S)	4	3,5	5
TORQUE (Nm)	100	140	200
WORK CYCLE (CYCLES/HOUR)	100	300	200
DIMENSIONAL AND GENERAL DATA			
PROTECTION LEVEL (IP)	44		
WORKING TEMP. (°C MIN/MAX)	-20 ÷ +50		
DIMENSIONS (mm)	280x178x1000 h	320x205x1000 h	420x205x1000 h
WEIGHT (kg)	40	46	54

DIMENSIONS



INSTALLATION DIAGRAM



*Use XBA9 joint to assemble bars

ACCESSORIES WIDE

COMMON ACCESSORIES



WIA20
SPARE CONTROL UNIT.



PS324
24 V BATTERY
WITH INTEGRATED
BATTERY CHARGER.
PC/PACK 1



XBA13
RUBBER IMPACT PROTECTION
STRIP. LENGTH 1 m.
PC/PACK 9



WA10
RED ADHESIVE
REFLECTOR STRIPS.
PC/PACK 24



WA11
ADJUSTABLE STAND
FOR BARS.
PC/PACK 1



WA13
ALUMINIUM RACK UP TO 2 m.
PC/PACK 1

BARS FOR WIDE S



XBA19
WHITE PAINT-FINISHED
ALUMINIUM BAR
45x58x4000 mm.
PC/PACK 1

ACCESSORIES FOR WIDE S



XBA4
INDICATOR LIGHTS FOR CLICK
FIXTURE ON UPPER OR LOWER
SIDE OF BAR. LENGTH 4 m.
PC/PACK 1



WIA10
PIVOT JOINT.
PC/PACK 1



SIA1
ANCHORAGE BASE
WITH CLAMPS.
PC/PACK 1

BARS FOR WIDE M



XBA19
WHITE PAINT-FINISHED
ALUMINIUM BAR
45x58x4000 mm.

PC/PACK 1

ACCESSORIES FOR WIDE M



XBA4
INDICATOR LIGHTS FOR CLICK
FIXTURE ON UPPER OR LOWER
SIDE OF BAR. LENGTH 4 m.

PC/PACK 1



WIA10
PIVOT JOINT.
PC/PACK 1



SIA1
ANCHORAGE BASE
WITH CLAMPS.
PC/PACK 1



WA12
MOBILE STAND FOR BARS
- *NEW FULLY REINFORCED
VERSION.*
PC/PACK 1



WIA11
JOINT FOR BAR
FOR WIDE M.
PC/PACK 1

BARS FOR WIDE L



XBA15
WHITE PAINT-FINISHED
ALUMINIUM BAR
69x92x3150 mm.

PC/PACK 1



XBA14
WHITE PAINT-FINISHED
ALUMINIUM BAR
69x92x4150 mm

PC/PACK 1



XBA5
WHITE PAINT-FINISHED
ALUMINIUM BAR
69x92x5150 mm.

PC/PACK 1



XBA9
EXPANSION JOINT.
PC/PACK 1



XBA6
INDICATOR LIGHTS FOR CLICK
FIXTURE ON UPPER OR LOWER
SIDE OF BAR. LENGTH 6 m.

PC/PACK 1



XBA18
INDICATOR LIGHTS FOR CLICK
FIXTURE ON UPPER OR LOWER
SIDE OF BAR. LENGTH 8 m.

PC/PACK 1



SIA2
ANCHORAGE BASE
WITH CLAMPS.
PC/PACK 1



WA12
MOBILE STAND FOR BARS
- *NEW FULLY REINFORCED
VERSION.*

PC/PACK 1

NICE IS THE SIMPLEST INTEGRATION/ THE WIDEST RANGE/THE BEST CONTROL ELECTRONICS/THE FINEST DESIGN/THE MOST AMAZING AUTOMATION ALL TOGETHER!

GATE&DOOR

Systems for the automation of gates, garage doors and barriers.

SCREEN

Systems for the automation of blinds, awnings and sun screens. The easiest way to get the right light.

INDUSTRIAL DOOR

Systems for the automation of industrial applications: sectional and rolling doors, high speed doors and dock levellers.

HOME SYSTEM

Integrated management of home alarm and automation systems.

LIGHTING

A full range of devices for total lighting control.



Nice SpA
Oderzo TV Italia
Ph. +39.0422.85.38.38
info@niceforyou.com

Find out more about Nice products and services on the website:
www.niceforyou.com



Nice cares for the environment. Using natural paper it avoids excessive use of raw materials and forest exploitation. Waste is reduced, energy is saved and climate quality is improved.